

Hose Assembly Tools

Hose Assembly Tools.....	5-3
Hose Assembly Tools.....	5-4

Hose Assembly Tools

Hose Assembly Tools

Refer to the Hose Products and Tooling Guide 6th Edition PECP5030-05 for all your hose tooling needs. Also, refer to the Dealer Service Tools web page for an up-to-date listing titled Dealer Service Tools Hose Tooling Catalog.

Caterpillar Inc. warrants all products sold, against defects in workmanship or materials under normal use, for Six Months after date of purchase, unless otherwise stated, except the following:	
140-2845	One year warranty
164-2691	One year warranty
193-4630 and 193-4633	Lyon Modular Drawer Cabinets are warranted against defect in materials and workmanship for the life of the product when used in accordance with the manufacturer's specifications and operating instructions.
FT1798	Warranty: None
FT1799	Warranty: None
FT2425	Warranty: None

Hose Assembly Tools

358-4532 3-Phase Radial Hose Machine Group

358-4533 Single Phase Radial Hose Machine Group, 358-4545 Universal Table Assembly

Warranty: Manufacturer's



European Union compliant, CE marked

- Used to crimp permanent couplings on Cat® low, medium, and high-pressure hose
- Crimps field serviced couplings onto hoses ranging from 1/4 to 2 inch I.D.
- Can also be used to crimp couplings onto low and medium pressure hoses up to 3 inch I.D. (with limited upward capability) with additional dies (sold separately)
- Will not crimp current air conditioning hose (1543)

Repair Information

The unit is warranted by the manufacturer for 12 months from the date of receipt. If the unit needs servicing, contact the manufacturer's repair facility.

Uniflex of America, LLC
 9960 West, 191st Street, Suite A
 Mokena, IL 60448
 Phone: 1-708-478-1445
 Fax: 1-708-478-1866

UNIFLEX- Hydraulik GmbH
 Robert-Bosch-Straße 50-52
 D-61184 Karben/Frankfurt
 Germany

Phone: +49 (0) 6039 9171 0
 Fax: +49 (0) 6039 9171 41
 E-mail: sales@uniflex.de

Dimensions (L x W x H)	1000 x 600 x 700 mm (39 x 24 x 28 in)
Weight	260 kg (575 lbs)
Oil Capacity	50 L (53 qt)
Die Opening (without dies)	147 mm (5.8 in)
Die Range	12 to 71 mm
Crimping Capabilities with 2 inch Die Package	
XT-3 ES	50.8 mm (2.0 in)
XT-5 ES	38.1 mm (1.5 in)
XT-6 ES	38.1 mm (1.5 in)
LMP	50.8 mm (2.0 in)

Die Set Specifications

Part Number	Diameter	Retention Pin ¹
Pin Bore Retention		
421-2653	Adapter Die Set	233-8077 ²
239-100 Die Set Series (requires 421-2653 Adapter)		
358-4550	12 mm (.47 in)	330-3951
358-4551	14 mm (.55 in)	330-3951
358-4552	17 mm (.67 in)	330-3951
358-4553	20 mm (.79 in)	330-3951
358-4554	24 mm (.94 in)	330-3951
358-4555	28 mm (1.10 in)	330-3951

(Continued)

358-4532 3-Phase Radial Hose Machine Group (Continued)**358-4533 Single Phase Radial Hose Machine Group, 358-4545 Universal Table Assembly**

Warranty: Manufacturer's

Die Set Specifications		
Part Number	Diameter	Retention Pin ¹
239-100 Die Set Series (requires 421-2653 Adapter) (Continued)		
358-4556	32 mm (1.26 in)	330-3951
358-4557	36 mm (1.42 in)	330-3951
358-4558	40 mm (1.57 in)	330-3951
358-4559	44 mm (1.73 in)	330-3951
358-4560	47 mm (1.85 in)	330-3951
358-4561	50 mm (1.97 in)	330-3951
358-4562	54 mm (2.13 in)	330-3951
358-4563	57 mm (2.24 in)	330-3951
358-4564	62 mm (2.44 in)	330-3951
392-3963	22 mm (.87 in)	330-3951
392-3964	26 mm (1.02 in)	330-3951
266L Die Set Series		
358-4565	67 mm (2.64 in)	233-8077 ²
358-4566	71 mm (2.80 in)	233-8077 ²
358-4567	84 mm (3.31 in)	233-8077 ²
358-4568	92 mm (3.62 in)	233-8077 ²

¹ Retention pins should be replaced when they are damaged. Package quantity is eight per package.² Sold individually**Hose Machine**

- CE, CSA, and UL compliant
- Uses Crimper III (C3) controller with easy to follow color menus
- Touch screen controller stores values required to crimp a full range of hoses
- Die range -12 through 71 mm
- Additional dies will be available up to 92 mm
- 358-4532 requires 3-Phase, 220 to 480V, 50-60 hz, electrical supply for 4kW motor*
- 358-4533 requires a single-phase, 230V, 60 hz electrical supply*
- Designed with lubeless, low-maintenance radial crimp head
- Can be bench mounted or used with optional 358-4545 Universal Table Assembly
- Shipped without hydraulic oil
- Includes:
 - 3 phase radial hose machine
 - Crimper III (C3) controller
 - 17 piece extended length die package
 - 8 inch digital calipers with caliper cable
 - Die changing tool
 - Die extraction tool
 - Calibration mandrel
 - Single foot switch (for use with C3 controller)
 - Open/close foot switch to operate hose machine

***NOTE:**

The use of manufactured or artificially generated 3-phase power with 358-4532 Hose Machine that is not specially approved by the manufacturer or Caterpillar®, will result in voiding the warranty.

(Continued)

Hose Assembly Tools

Hose Machine (Continued)

358-4532 & 358-4533 Radial Hose Machine Groups

Hose Type	Coupling Type	Dash Size ¹
294	MN	-4, -5, -6, -8, -10, -12, -16, -20, -24, -32, -40
294TG	MN	-4, -6, -8, -10, -12, -16
294CP	MN	-4, -6, -8, -10, -12, -16
294HT	MN	-32, -40
716	MN	-4, -6, -8, -10, -12, -16, -20, -24, -32
716TG	MN	-4, -6, -8, -10, -12, -16
844	MN	-12, -16, -20, -24, -32, -40
	SW	-48
844HP	MN	-40
	SW	-48
XT3ES	TR	-6, -8, -10, -12, -16
	ESA	-6, -8, -10, -12, -16
	S4G	-6, -8, -10, -12, -16, -20, -24, -32
	XN	-6, -8, -10
XT3ESTG	TR	-6, -8, -10, -12, -16
	ESA	-6, -8, -10, -12, -16
	S4G	-6, -8, -10, -12, -16, -20, -24, -32
	XN	-6, -8, -10
XT5ES	PL	-12, -16
	MCSH	-12, -16, -20, -24
	MCSX	-12, -16, -20, -24
	XN	

¹ Hose Machine will crimp these coupling sizes

358-4532 & 358-4533 Radial Hose Machine Groups (Continued)

Hose Type	Coupling Type	Dash Size ¹
XT5ESTG	PL	-12, -16
	MCSH	-12, -16, -20, -24
	MCSX	-12, -16, -20, -24
	XN	
XT6ES	IN	-6, -8, -10, -12, -16, -20, -24
	MCSM	-6, -12, -16, -20, -24
	XN	-6, -8, -10
XT6ESTG	IN	-6, -8, -10, -12, -16, -20, -24
	MCSM	-6, -12, -16, -20, -24
	XN	-6, -8, -10
XT6 1956	UHP	-6, -8, -12
	1956	-6, -8
	S4G	-10, -12, -16
	DS4	-20, -24, -32
1028	XN	-10
	55	-3, -4, -5, -6, -8, -12
	A/C	-6, -8, -10, -12, -14
CATACFC	A/C	
PARKERAC	A/C	
2760	JN	-4, -5, -6, -8
2786	MN	-4, -6, -8, -10, -12, -16
2929	MH	-4, -5, -6, -8
2929TG	MH	-6
4123	MH	
743	MH	-4, -5, -6, -8, -10, -12, -16
	JN	-3
945	MH	-4, -6, -8, -12
	JN	-3
2771A	JN	-4, -5, -6, -8, -10, -12

¹ Hose machine will crimp these coupling sizes

Part Number	Description
358-4532	3-Phase Radial Hose Machine Group
358-4533	Single Phase Radial Hose Machine Group

Crimputer III (C3) Controller Features

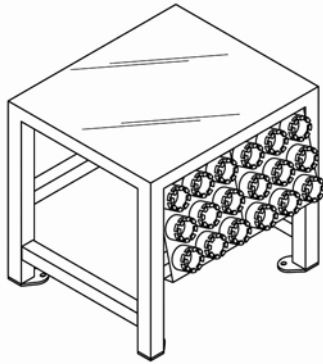
- CE, CSA, and UL compliant
- Siemens touch screen
- Adjustable viewing position for operator ergonomics
- Easy to use, full color display with embedded help screens
- Multiple platform software (updatable via USB port)
- Ability to track and store multiple crimp data values
- Password protected for multiple operators
- Die change STOP and OPEN feature included
- Support for multiple languages

Reference

NEHS1098, Tool Operating Manual

NEHS1099, Tool Operating Manual

358-4545 Universal Table Assembly (optional)



- Heavy-duty table supports 358-4532 and 358-4533 Radial Hose Machine at a comfortable working height
- Front-facing, die racks conveniently store up to 18 die sets
- Dimensions (L x W x H): 840 x 815 x 765 mm (33 x 32 x 30 in)
- Requires simple assembly

Serviceable Parts	
Part Number	Part Name
358-4536	Electronic Caliper
358-4537	Caliper Cable
416-6391	Bearing Kit
416-6396	Plunger Kit (Master Die)
416-6401	Retainer Kit
416-6402	Bolt Kit
416-6403	Master Die Assembly
Serviceable Parts - Dies	
358-4550	12 mm long die
358-4551	14 mm long die
358-4552	17 mm long die
358-4553	20 mm long die
358-4554	24 mm long die
358-4555	28 mm long die
358-4556	32 mm long die
358-4557	36 mm long die
358-4558	40 mm long die
358-4559	44 mm long die
358-4560	47 mm long die
358-4561	50 mm long die
358-4562	54 mm long die
358-4563	57 mm long die
358-4564	62 mm long die
358-4565	67 mm Die for S6.2
358-4566	71 mm Die for S6.2

Part Number	Description
358-4545	Universal Table Assembly (optional)

233-8048, 233-8038, 233-8036, 233-8034, 233-8028, 286-4353, 286-4354, 286-4355, 275-6199

Cat® Crimper II Radial Crimper Groups - Legacy Machine – For Reference Only

Model Usage: All

Warranty: Manufacturer's



European Union Compliant, CE marked

- Used to crimp permanent couplings only
- Smooth bore dies crimp a maximum O.D. of 111 mm (4.37 in)
- Machine capacity suitable for production shop or branch store
- Was sold Worldwide

(Continued)

233-8048, 233-8038, 233-8036, 233-8034, 233-8028, 286-4353, 286-4354, 286-4355, 275-6199 (Continued)

Cat® Crimper II Radial Crimper Groups - Legacy Machine – For Reference Only

Model Usage: All

Warranty: Manufacturer's

Reference

NEHS0725 Using the 164-2691 printer group

NEHS0768 General information for hose assembly

NEHS0870 Using the variable crimping hose machine to crimp permanent couplings for all hose types except old 1543

Note:

Radial machines do not have capability of crimping older Parker AC hose and couplings but can crimp new Cat® AC flat crimp hose and couplings (new hose is marked CAT 1543 on the layline)

Part Number	Crimper II Radial Crimper
233-8028	230 Volt, 50/60 Hz, Single Phase
233-8034	380 Volt, 50 Hz, 3 Phase
233-8036	400 Volt, 50 Hz, 3 Phase
233-8038	415 Volt, 50 Hz, 3 Phase

Part Number	Crimper II Radial Crimper
233-8048	480 Volt, 60 Hz, 3 Phase
275-6199	380 V, 50 Hz, 3 Phase
286-4353	230 V, 50/60 Hz, Single Phase
286-4354	480 V, 60 Hz, 3 Phase
286-4355	400 V, 50 Hz, 3 Phase

Included in Standard Machine Packages

Part Number	Description
233-8030	Crimper II Group
233-8045	Calibration Mandrel
233-8046	Tool, Die Changer
233-8047	Tool, Die Release
233-8075	Rack (for quick-change dies)

233-8083 Die Group Die Set Specifications

Pin Bore Retention		
Part Number	Diameter	Retention Pin
233-8082	Adapter Die Set	233-8077 ¹
239 Die Set Series (requires 233-8082 Adapter)		
233-8049	9.0 mm / .35 in	330-3951 ²
233-8050	12.0 mm / .47 in	330-3951 ²
233-8051	14.0 mm / .55 in	330-3951 ²
233-8052	17.0 mm / .67 in	330-3951 ²
233-8053	20.0 mm / .79 in	330-3951 ²
233-8054	24.0 mm / .94 in	330-3951 ²
233-8055	28.0 mm / 1.10 in	330-3951 ²
233-8056	32.0 mm / 1.26 in	330-3951 ²
233-8057	36.0 mm / 1.42 in	330-3951 ²
233-8058	40.0 mm / 1.57 in	330-3951 ²
233-8059	44.0 mm / 1.73 in	330-3951 ²
233-8060	47.0 mm / 1.85 in	330-3951 ²
233-8061	50.0 mm / 1.97 in	330-3951 ²
233-8062	54.0 mm / 2.13 in	330-3951 ²
233-8063	57.0 mm / 2.24 in	330-3951 ²
233-8064	62.0 mm / 2.44 in	330-3951 ²

(Continued)

233-8083 Die Group Die Set Specifications (Continued)

Pin Bore Retention		
Part Number	Diameter	Retention Pin
232 Die Set Series		
233-8065	67.0 mm / 2.64 in	233-8077 ¹
233-8066	71.0 mm / 2.80 in	233-8077 ¹
233-8067	74.0 mm / 2.91 in	233-8077 ¹
233-8068	78.0 mm / 3.07 in	233-8077 ¹
233-8069	84.0 mm / 3.31 in	233-8077 ¹
233-8070	86.0 mm / 3.39 in	233-8077 ¹
233-8071	90.0 mm / 3.54 in	233-8077 ¹
233-8072	96.0 mm / 3.78 in	233-8077 ¹
233-8073	103.0 mm / 4.06 in	233-8077 ¹
233-8086	107.0 mm / 4.21 in	233-8077 ¹

¹ Sold individually

² Retention pins should be replaced when they are damaged. Package quantity is eight per package.

Options

164-2691 Printer Group includes:	
Option:	Description:
NEHS0725	Using the 164-2691 Printer Group
Paper	(not serviced, must be purchased locally)

Part Number	Description
243-0444	Hose Machine Cart with three die racks (non quick-change dies)
275-4128	Aerosol Spray Lubricant
164-2691 Printer Group: Printer (European Union compliant, CE marked), includes:	
164-2691	Printer Group (European Union compliant, CE marked)
164-2693	Ribbon (Qty 1)
164-2695	Power Supply (110/230V, 60/50 Hz)

Specifications



Specifications	
Radial Crimping Force	2400 kN (240 metric tons)
Maximum Pressing Diameter	111 mm (4.37 in.) O.D.
Maximum die length	110 mm (4.3 in)
Maximum Coupling Clearance	45 mm (1.8 in) plus die dimension
Electric Motor	3 (3.6) kW (4 or 4.8 hp) 50/60hz
Hydraulic Pump	9 L/min (2.4 gpm), 27,580 kPa (4,061 psi)
Hydraulic Reservoir	40 L (10.6 gal)
Nominal Machine Dimensions	75 x 53 x 67 cm (29.5 x 20.9 x 26.4 in)
Weight (without oil)	180 kg (397 lb)
Weight (with oil)	230 kg (507 lb)

Cat® Crimper II Radial Crimper Chart

Hose Type	Coupling Type	Dash Size														
		-3	-4	-5	-6	-8	-10	-12	-14	-16	-20	-24	-32	-40	-48	-56
294	MN		•	•	•	•	•	•		•	•	•	•	•		
294TG	MN		•		•	•	•	•		•						
294CP	MN		•		•	•	•	•		•						
294HT	MN												•	•		
716	MN		•		•	•	•	•		•	•	•	•			
716TG	MN		•		•	•	•	•		•						
844	MN								•	•	•	•	•	•		•
	SW														•	
844HP	MN													•		•
	SW														•	
XT3ES	TR				•	•	•	•		•						
	ESA				•	•	•	•		•						
	S4G				•	•	•	•		•	•	•	•			
	XN				•	•	•									
XT3ESTG	TR				•	•	•	•		•						
	ESA				•	•	•	•		•						
	S4G				•	•	•	•		•	•	•	•			
	XN				•	•	•									
XT5ES	PL								•	•						
	MCSH								•	•	•	•				
	MCSX								•	•	•	•				
	XN															
XT5ESTG	PL								•	•						
	MCSH								•	•	•	•				
	MCSX								•	•	•	•				
	XN															
XT6ES	IN				•	•	•	•		•	•	•				
	MCSM				•			•		•	•	•				
	XN				•	•	•									
XT6ESTG	IN				•	•	•	•		•	•	•				
	MCSM				•			•		•	•	•				
	XN				•	•	•									
XT6	UHP				•	•		•								
1956	1956				•	•										
	S4G							•	•	•						
	DS4										•	•	•			
	XN							•								
1028	55	•	•	•	•	•		•								
CATACFC	A/C				•	•	•	•	•							
PARKERAC	A/C															
2760	JN		•	•	•	•										
2786	MN		•		•	•	•	•		•						
2929	MH		•	•	•	•										
2929TG	MH				•											
4123	MH															
743	MH		•	•	•	•	•	•		•						
	JN	•														
945	MH		•		•	•		•								
	JN	•														
2771A	JN		•	•	•	•	•	•								

• Indicates hose machine will crimp these coupling sizes

Hose Machine Die Sets

Warranty: Manufacturer's



392-3961



392-3962



392-3963



392-3964

- Used to crimp the new Flat Crimp AC couplings on Caterpillar AC hose
- 392-3961 and 392-3962 used with 233-8028, 233-8034, 233-8036, 233-8038, 233-8048, 286-4353, 286-4354, 286-4355, 275-6199 radial hose machines
- 392-3963 and 392-3964 used with 358-4530, 358-4532, 358-4533 machine groups which contain the 358-4528 & 358-4529 hose machines

Specifications		
Part No.	Description	Dimensions
392-3961	Die Set	22 ID x 70 L mm
392-3962	Die Set	26 ID x 70 L mm
392-3963	Die Set	22 ID x 100 L mm
392-3964	Die Set	26 ID x 100 L mm

6V-6015, 250-6807 Hose Cutting Machines

Model Usage: All

Warranty: Six Months



- Designed to cut hose safely and efficiently
- Rated at 7.5 Horsepower
- Available for different electrical requirements

Reference

NEHS0750 Comprehensive Tooling List for Assembling and Disassembling Reusable Couplings

NEHS0768 General Information for Hose Assembly

Note:

These machines are not European Union compliant

Power Supply Requirements	
Part Number	Description
6V-6015	230V, 60 Hz, 3 Phase, Min. 20 Amp circuit required
250-6807	460V, 60 Hz, 3 Phase, Min. 10 Amp circuit required
Replacement Parts for Hose Cutting Machines	
4C-9621	Belt Set
174-8912	Cut-Off Wheel

251-1207, 250-6808 Fume Exhausters

Model Usage: All

Warranty: Six Months



- Optional accessory
- Exhausts fumes and draws dust and debris into cabinet base where it is trapped for later collection
- Ducting not included
- For best results, use 127 mm (5 in) diameter ducting with a maximum length of 6 m (20 ft)
- 900 CFM capacity

Note:

These machines are not European Union compliant

NOTE: Not for use with cut off saws 9U-7319 & 9U-7320. Single Phase fume exhauster is available via special order. Contact Dealer Service Tools sale representative.

(Continued)

251-1207, 250-6808 Fume Exhausters (Continued)

Model Usage: All

Warranty: Six Months

Fume Exhausters	
Part Number	Description
250-6808	Installed and wired to 250-6807 Hose Cutting Machine, Wired for 460 V, 60 Hz, 3 Phase 900 CFM capacity
251-1207	Installed and wired to 6V-6015 Hose Cutting Machine, Wired for 230 V, 60 Hz, 3 Phase 900 CFM capacity

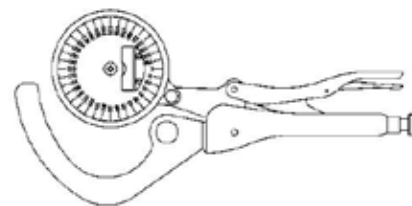
266-7533 Large-Bore Protractor

Model Usage: All

Warranty: Six Months

- Provides a field tool for the technician to set the angle of orientation for large-bore hose 63.5 to 78.9 mm (2-1/2 to 3-1/2 in)

Part Number	Description
266-7533	Large-Bore Protractor



1U-8760 Chain Wrench

Model Usage: All

Warranty: Six Months

European Union Compliant, CE marked

- Used during the disassembly of XT hose reusable couplings to break the bond between the hose and coupling
- Can be used for other applications (Example: fuel and oil filters) for diameters from 19.05 mm (3/4 in) through 82.55 mm (3 1/4 in)

Part Number	Description
1U-8760	Wrench-Chain



4C-9902 XT-3 ES

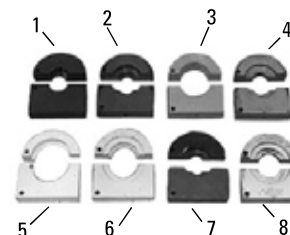
Model Usage: All

Warranty: Six Months

- Used with 150-2568 & 173-9805 XT Hose Assembly Machines as well as the 139-5439 & 145-3381 Combination Hose Assembly Machines
- May be ordered as individual parts

Reference

NEHS0750 Comprehensive Tooling List for Assembling and Disassembling Reusable Couplings



(Continued)

Hose Assembly Tools

4C-9902 XT-3 ES (Continued)

Model Usage: All

Warranty: Six Months

Item	Part No.	Description
1	6V-4886	Collet, Top, 3/8 in (9.53 mm) XT-3 ES Sleeve; 3/4 in (19.05 mm) XT-3 ES Stem
1	6V-4887	Collet, Bottom, 3/8 in (9.53 mm) XT-3 ES Sleeve; 3/4 in (19.05 mm) XT-3 ES Stem
2	9U-6743	Collet, Top 1/2 in (12.7 mm), XT-3 ES Sleeve; 1 in (25.4 mm) XT-3 ES Stem
2	9U-6744	Collet, Bottom 1/2 in (12.7 mm), XT-3 ES Sleeve; 1 in (25.4 mm) XT-3 ES Stem
3	6V-4893	Collet, Top, 1 in (25.4 mm), XT-3 ES Sleeve; 1 1/2 in (38.1 mm), XT-3 ES Stem; 3/4 in (19.05 mm) XT-6 Sleeve
3	6V-4894	Collet, Bottom, 1 in (25.4 mm), XT-3 ES Sleeve; 1 1/2 in (38.1 mm), XT-3 ES Stem; 3/4 in (19.05 mm) XT-6 Sleeve
4	6V-4891	Collet, Top, 3/4 in (19.05 mm), XT-3 ES Sleeve; 1 1/4 in (31.75 mm) XT-3 ES Stem; 1 in (25.4 mm) XT-6 Stem

Item	Part No.	Description
4	6V-4892	Collet, Bottom, 3/4 in (19.05 mm), XT-3 ES Sleeve; 1 1/4 in (31.75 mm) XT-3 ES Stem; 1 in (25.4 mm) XT-6 Stem
5	6V-4899	Collet, Top 2 in (50.8 mm) XT-3 ES Sleeve
5	6V-4901	Collet, Bottom, 2 in (50.8 mm) XT-3 ES Sleeve
6	6V-4897	Collet, Top, 1 1/2 in (38.1 mm) XT-3 ES Sleeve
6	6V-4898	Collet, Bottom, 1 1/2 in (38.1 mm) XT-3 ES Sleeve
7	6V-4902	Collet, Top, 3/8 in (9.53 mm) XT-3 ES Stem; 1/2 in (12.7 mm) XT-3 ES Stem; 3/8 in (9.53 mm) XT-6 Stem; 1/2 in (12.7 mm) XT-6 Stem
7	6V-4903	Collet, Bottom, 3/8 in (9.53 mm) XT-3 ES Stem; 1/2 in (12.7 mm) XT-3 ES Stem; 3/8 in (9.53 mm) XT-6 Stem; 1/2 in (12.7 mm) XT-6 Stem
8	6V-9069	Collet, Top, 1 1/4 in (31.75 mm) XT-3 ES Sleeve; 2 in (50.8 mm) XT-3 ES Stem
8	6V-9070	Collet, Bottom, 1 1/4 in (31.75 mm) XT-3 ES Sleeve; 2 in (50.8 mm) XT-3 ES Stem

XT-6 ES Accessory Tools

Model Usage: All

Warranty: Six Months

- Typical Collet and Expander Designs

Reference

NEHS0750 Comprehensive Tooling List for Assembling and Disassembling Reusable Couplings

Part Number	Description	Used On
188-2157, XT-6 ES Accessory Group -- 1.50 in (38.1 mm)		
188-1590	Collet Top	-24 XT-6 ES Sleeve
188-1591	Collet Bottom	-24 XT-6 ES Sleeve
188-1592	Collet Top	-24 XT-6 ES Stem
188-1593	Collet Bottom	-24 XT-6 ES Stem
188-1594	Stem Expander	-24 XT-6 ES
188-1595	Finger Expander	-24 XT-6 ES (reforms coupling fingers)
265-5818, XT-6 ES Accessory Tool Group -- 2.00 in (50.8 mm)		
265-5809	Collet Top	-32 XT-6 ES Sleeve
265-5810	Collet Bottom	-32 XT-6 ES Sleeve
265-5811	Collet Top	-32 XT-6 ES Stem
265-5812	Collet Bottom	-32 XT-6 ES Stem
265-5813	Pusher-Stem	-32 XT-6 ES (to provide additional stroke)
265-5814	Pusher-Plate	-32 XT-6 ES (to provide additional stroke)
265-5815	Pusher-Stem	-32 XT-6 ES (to provide additional stroke)
265-5816	Finger Expander	-32 XT-6 ES (reforms coupling fingers)
265-5817	Stem Expander	-32 XT-6 ES



Typical Stem Collet



Typical Sleeve Collet



Stem Expander



Finger Expander

131-3961 XT Hose Reclamation Tooling Group

Model Usage: All

Warranty: Six Months

- Used to remove XT hose reusable couplings from XT hose assemblies
- Setscrews grip hose for easy removal
- Available for -12 through -32 hose

Reference

NEHS0750 Comprehensive Tooling List for Assembling and Disassembling Reusable Couplings

Part Number	Description
131-3961	XT Hose Reclamation Tooling Group
Consists:	
127-9924	Collet, Top, 3/4 in (19.0 mm)
127-9926	Collet, Bottom
127-9928	Collet, Top, 1 in (25.4 mm)
127-9929	Collet, Bottom
127-9930	Collet, Top, 1 1/4 in (31.8 mm)
127-9931	Collet, Bottom
127-9933	Collet, Top, 1 1/2 in (38.1 mm)
127-9934	Collet, Bottom
127-9936	Collet, Top, 2 in (50.8 mm)
127-9937	Collet, Bottom



(Continued)

Hose Assembly Tools

131-3961 XT Hose Reclamation Tooling Group (Continued)

Model Usage: All


Warranty: Six Months

Part Number	Description
Consists: (Continued)	
8C-3996	Setscrew-socket (3 required per collet set)

166-5853 Nylon Abrasion Sleeve Band Tool

Model Usage: All

Warranty: Six Months



- 166-5853 Band-It Tool is used to secure protective covers to hydraulic hose using the following bands

Part Number	Description
166-5853	Nylon Abrasion Sleeve Band Tool
Bands	
163-8811	34.9 mm (1.37 in) I.D.
163-8812	50.4 mm (1.98 in) I.D.
163-8813	76.2 mm (2.99 in) I.D.
163-8814	101.6 mm (3.99 in) I.D.

Projectiles for Hose Cleaner Groups

NOTE:

Refer to NEEG2955, Hose Cleaning Projectile Sizing Chart

Part No.	Dimensions (Diameter x Length)	Pkg. Qty
215-4565	6 x 11 mm (0.24 x 0.43 in)	100
215-4566	7 x 12 mm (0.28 x 0.47 in)	100
215-4567	10 x 14 mm (0.39 x 0.55 in)	100
215-4568	12 x 16 mm (0.47 x 0.63 in)	100
215-4569	14 x 18 mm (0.55 x 0.71 in)	100
215-4570	16 x 20 mm (0.63 x 0.79 in)	100
215-4571	18 x 22 mm (0.71 x 0.87 in)	100
215-4572	20 x 25 mm (0.79 x 0.98 in)	100
215-4573	22 x 25 mm (0.87 x 0.98 in)	100
215-4574	24 x 30 mm (0.94 x 1.18 in)	100

Part No.	Dimensions (Diameter x Length)	Pkg. Qty
215-4575	26 x 33 mm (1.02 x 1.30 in)	50
215-4576	30 x 36 mm (1.18 x 1.42 in)	40
215-4577	33 x 40 mm (1.30 x 1.57 in)	40
215-4578	36 x 45 mm (1.42 x 1.77 in)	30
215-4579	40 x 50 mm (1.57 x 1.97 in)	30
215-4580	45 x 55 mm (1.77 x 2.16 in)	20
215-4581	50 x 60 mm (1.97 x 2.36 in)	20
215-4582	55 x 65 mm (2.16 x 2.56 in)	15
215-4583	60 x 70 mm (2.36 x 2.75 in)	15
215-4584	65 x 80 mm (2.56 x 3.15 in)	15

Skiving Vice

Model Usage: All

Warranty: Six Months

- Allows for easy skiving of hose
- Blocks have rubber pads to prevent damage to hose

Part Number	Description
127-1909	Vise
127-1910	Block Group



Snap-to-Connect Coupling Wrenches


Model Usage: All

Warranty: Six Months

European Union Compliant, CE marked

- Provides wrenches for snap-to-connect couplings

Part Number	Description
279-1218	Wrench (-6)
279-1219	Wrench (-8)
279-1220	Wrench (-10)
279-1221	Wrench (-12)
279-1222	Wrench (-16)



Thermoplastic and Air Conditioning Hose Cutter

Model Usage: All

Warranty: Six Months

- Used for cutting Thermoplastic Hose (1028), Reduced O.D. Thermoplastic Hose (2760), and Air Conditioning Hose (1543)

Part Number	Description
177-4271	Cutter
177-4272	Blade



