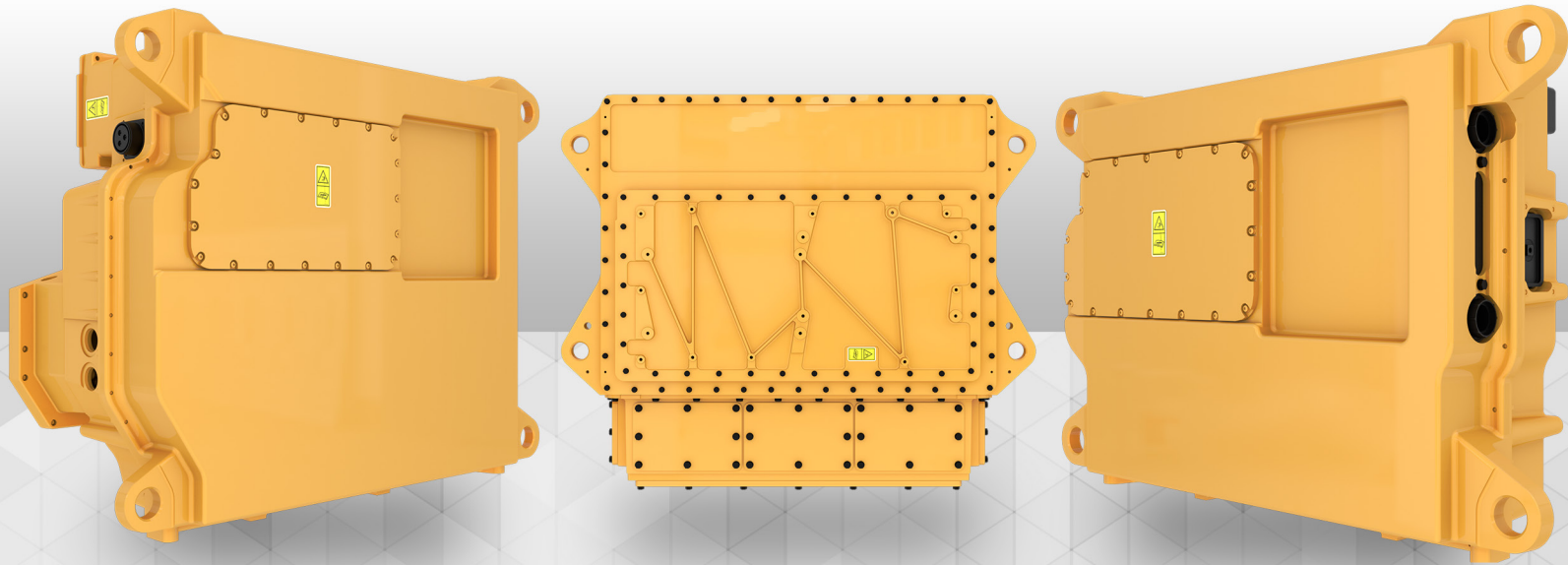


CATERPILLAR OEM SOLUTIONS



CAT® ELECTRIFIED COMPONENTS

INVERTERS

95 – 340 kW

Electrify your equipment with a partner that has decades of electric and hybrid off-highway experience.



INVERTER

95 – 145 kW



Proven Off-highway Switched Reluctance technology.

This inverter can be paired with the Cat® generator and motor rated at 95 - 145 kW. Connects to 2 SR machines with bidirectional power flow.

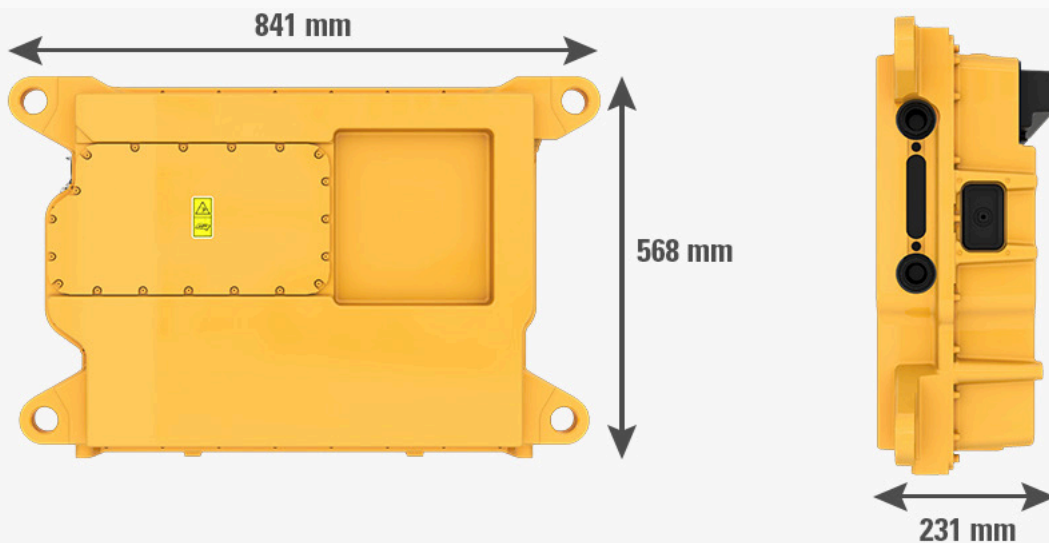
GENERAL RATINGS

Maximum AC Power Output	150 kW x 2 SR
Operating bus voltage	715 VDC
Continuous phase current	300 A
Features	Ground fault detection, HV lamp circuit faults, and diagnostics.

MECHANICAL RATINGS

Ambient operating temperature range	-40°C to +50°C
Mounting	Isolation mounts
Coolant Type	50/50 ELC
Maximum Coolant Temperature	70°C
Dry Weight	89 kg

DIMENSIONS



INVERTER

200 – 250 kW

Proven Off-highway Switched Reluctance technology.

This inverter can be paired with the Cat electric motor rated between 200 - 250 kW. Connects to 2 SR machines with bidirectional power flow. DC Bus link available.




GENERAL RATINGS

Maximum AC Power Output	250kW x 2 SR
Operating bus voltage	650-820 VDC
Continuous phase current	400 A
Features	Ground fault detection, HV lamp circuit faults, and diagnostics.

MECHANICAL RATINGS


Ambient operating temperature range	-40°C to +50°C
Mounting	Isolation mounts
Coolant Type	50/50 ELC
Dry Weight	120 kg

DIMENSIONS



INVERTER

290 – 340 kW



Proven Off-highway Switched Reluctance technology.

This inverter can be paired with the Cat generator and electric motor rated between 290 - 340 kW. Connects to 2 SR machines with bidirectional power flow.

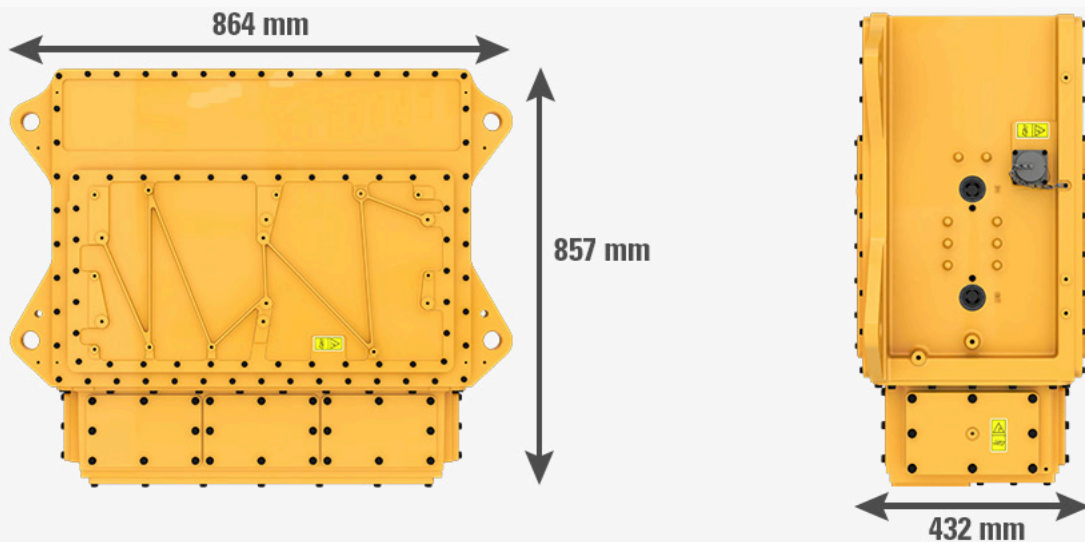
GENERAL RATINGS

Maximum AC Power Output	340 kW x 2 SR
Input bus voltage	715 VDC
Continuous phase current	700 A
Features	Ground fault detection, HV lamp circuit faults, and diagnostics.

MECHANICAL RATINGS

Ambient operating temperature range	-40°C to +50°C
Mounting	Isolation mounts
Coolant Type	50/50 ELC
Maximum Coolant Temperature	70°C
Dry Weight	244 kg

DIMENSIONS



SUPPORT YOU CAN DEPEND ON.

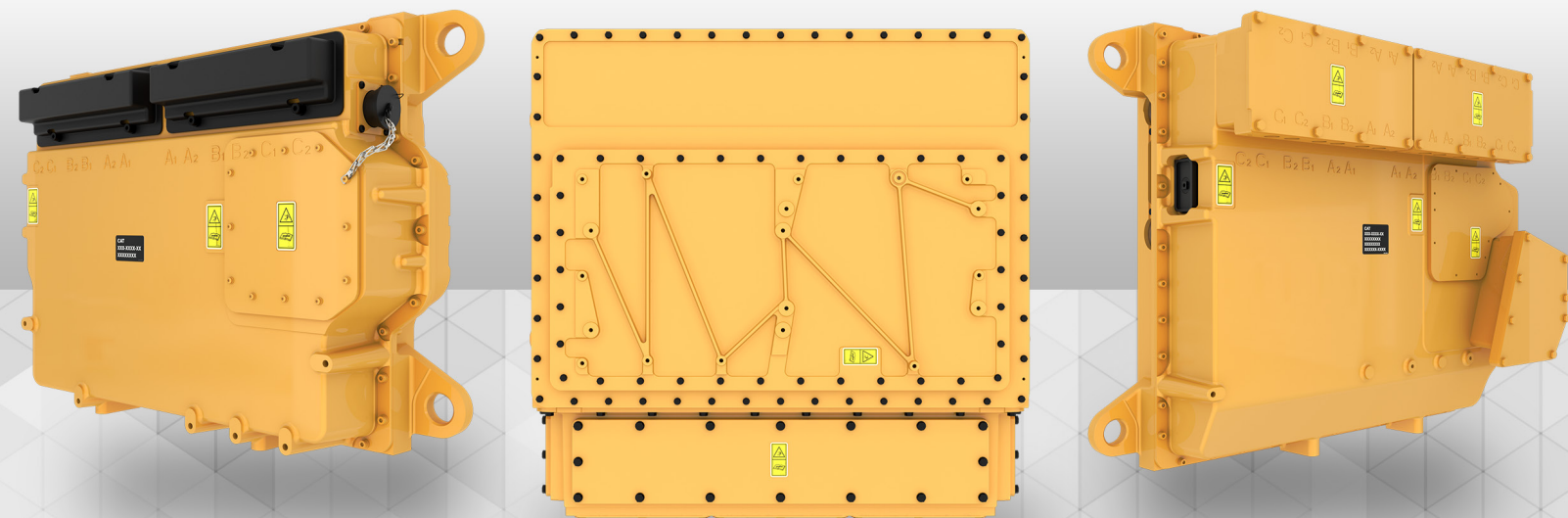


SERVICE & SUPPORT

WE'RE PREPARED WITH EVERYTHING YOU NEED.

World-class product support provided by global dealer and parts network. Cat electric and hybrid components are serviceable by your local Cat dealer.

- » Market-leading warranty
- » Common service tooling and parts stock coverage
- » Industry-leading parts availability
- » Extended Service Contracts
- » Customer Value Agreements
- » Cat Financial
- » Reman options and Cat Certified Rebuild programs



CAT ELECTRIFIED COMPONENTS

INVERTERS (95 – 340 kW)

PEDJ1060 (11-2022)

For more information, visit Cat.com/OEMsolutions, contact your OEM Solutions Account Manager or email oemsolutions@cat.com

© 2022 Caterpillar
All rights reserved

Materials and specifications are subject to change without notice. The International System of Units (SI) is used in this publication.

CAT, CATERPILLAR, LET'S DO THE WORK, their respective logos, "Caterpillar Corporate Yellow," the "Power Edge" and Cat "Modern Hex" trade dress as well as corporate and product identity used herein, are trademarks of Caterpillar and may not be used without permission.

